

# BANDWIDTH-EFFICIENT MIXED PSEUDO ANALOGUE-DIGITAL SPEECH TRANSMISSION

Carsten Hoelper, Peter Vary

Institute of Communication Systems and Data Processing (**ivd**), RWTH Aachen University  
Muffeter Weg 3a, D-52056, Aachen, Germany  
phone: + (49) 241 8026979, fax: + (49) 241 8022186, email: {hoelper,vary}@ind.rwth-aachen.de  
web: www.ind.rwth-aachen.de

## ABSTRACT

Today's speech coding and transmission systems are either analogue or digital, with a strong shift from analogue systems to digital systems during the last decades. In this paper, both digital and analogue schemes are combined for the benefit of saving transmission bandwidth, complexity, and of improving the achievable speech quality at any given signal-to-noise ratio (SNR) on the channel.

The combination is achieved by transmitting pseudo analogue samples of the unquantized residual signal of a linear predictive digital filter. The new system, Mixed Pseudo Analogue-Digital (MAD) transmission, is applied to narrowband speech as well as to wideband speech. MAD transmission over a channel modeled by additive white Gaussian noise (AWGN) is compared to the GSM Adaptive Multi-Rate speech codec mode 12.2 kbit/s (Enhanced Full-Rate Codec), which uses a comparable transmission bandwidth if channel coding is included.

## 1. INTRODUCTION

While analogue speech transmission systems suffer badly from high transmission noise, digital systems can completely recover the source signal as long as the channel coding applied is strong enough and the received energy per bit is sufficient according to the channel coding theorem. The redundancy added for channel coding results in the need for additional transmission bandwidth.

However, if the channel SNR increases, the output quality of a digital system will remain constant, even if no errors occur at all. The output quality is limited by the source coder design. For analogue systems, the minimum bandwidth  $B_a$  required for the transmission of a speech signal equals the audio bandwidth  $B_{audio}$ , see e.g. [5]. Digital systems generally require a higher bandwidth. In this paper we consider digital BPSK (Binary Phase Shift Keying) modulation with a symbol rate  $R_d = \frac{1}{T}$  and a Root Raised Cosine (RRC) pulse shaping filter with a roll-off factor  $\alpha = 0.5$  requiring a bandwidth of  $B_d = R_d(1 + \alpha)$  [3] for bandpass transmission.

In [1] and [2] a joined source-channel hybrid digital-analogue (HDA) vector quantization (VQ) scheme is presented. A digital channel is used for transmitting the VQ codebook index of the quantized version of a vector of input samples and an analogue channel (time-discrete, continuous amplitude) is used to transmit the quantization error. Thus, the receiver gets a quantized (digital) representation of the signal and additionally a refinement signal with continuous amplitude.

In contrast to this we propose a hybrid scheme as shown in Figure 1, which requires

- a digital channel for transmitting the following parameters:
  - prediction coefficients  $a_i$
  - gain factors  $g$
- and a pseudo-analogue channel for transmitting discrete-time samples  $r_n = r \cdot g$  of the prediction residual  $r$ .

It will be shown that this approach is very efficient with respect to the required transmission bandwidth and that it allows to exploit the mechanisms of linear predictive coding (LPC) and noise shaping to produce high quality speech.

While the general scheme of the Mixed Pseudo Analogue-Digital (MAD) transmitter is depicted in Figure 1, the detailed operation is given in Figures 3 (transmitter), 4 (transmission) and 5 (receiver). The objective of MAD transmission is to maximize the subjective speech quality while minimizing the required transmission bandwidth and coding complexity. It is well known that this objective does generally not yield an MMSE optimum system. The MAD transmission scheme is not adapted to a specific channel SNR and performs well in most channel conditions.

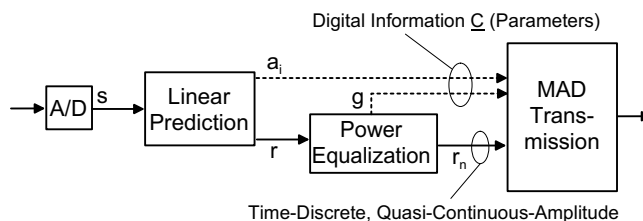


Figure 1: Mixed Pseudo Analogue-Digital Speech Transmission: Principle.

The remainder of the paper is structured as follows: First the LP filters for narrowband and wideband MAD transmission are introduced. Section 3 concentrates on the transmission power, section 4 deals with channel coding, in section 5 the baseband transmission is reviewed and section 6 compares the narrowband MAD transmission system to the GSM Enhanced Full-Rate speech codec. In section 7 the wideband version of our MAD transmission system is introduced. The paper ends with a conclusion.

## 2. DIGITAL LINEAR PREDICTION

Linear Prediction, e.g. [6], [4], has proved to be very effective to code speech signals and is used in almost all current

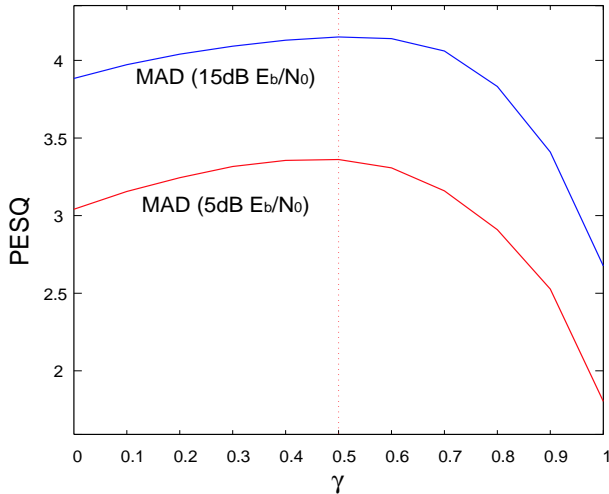


Figure 2: Influence of prediction strength  $\gamma$  on the subjective speech quality measure PESQ (Perceptual Estimation of Speech Quality [12]).

speech coding standards. The principle idea of linear prediction is to exploit correlation immanent to the input signal. For short-term block adaptive linear prediction, a windowed segment of the input signal is analyzed in order to obtain the filter coefficients  $a_1 \dots a_N$  (LP filter order  $N$ ) which minimize the energy of the difference between original and predicted signal. The transfer function of the general linear prediction analysis filter is

$$1 - A(z) = 1 - \sum_{i=1}^N a_i \cdot z^{-i}$$

In our MAD transmission system the strength of the prediction filter

$$H(z) = \frac{1 - A(z)}{1 - A(z/\gamma)}$$

can be controlled by a factor of  $\gamma = 0$  (full prediction) to  $\gamma = 1$  (no prediction), see Figures 3 and 5. Varying the strength of the prediction filter implies varying the amount of colouring of the audible noise at the receiver side, as the white channel noise is filtered with the LP synthesis filter  $\frac{1-A(z/\gamma)}{1-A(z)}$ . This is called noise shaping in the literature, e.g. [4]. While the audible noise is coloured with the spectral shape of the speech

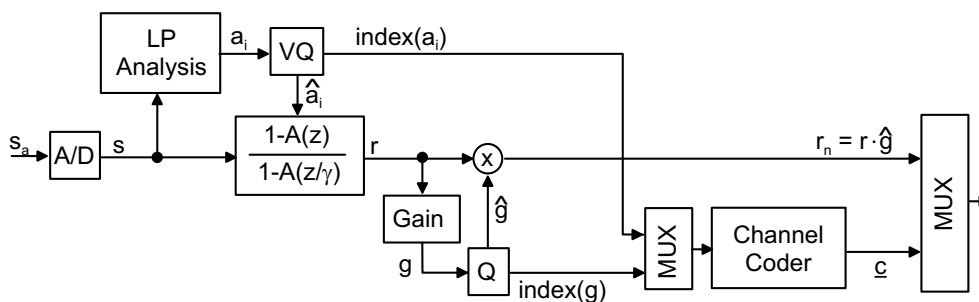


Figure 3: Mixed Pseudo Analogue-Digital Speech Transmission: Transmitter.

signal with full prediction ( $\gamma = 0$ ;  $\frac{1}{H(z)} = \frac{1}{1-A(z)}$ ), the audible noise remains white without prediction ( $\gamma = 1$ ;  $\frac{1}{H(z)} = 1$ ). Figure 2 shows the measured perceptual speech quality (Perceptual Estimation of Speech Quality [12]) for different  $\gamma$ . The exemplary simulation results indicate that  $\gamma \approx 0.5$  yields the best speech quality regardless of the channel SNR.

In our Mixed Pseudo Analogue-Digital (MAD) speech transmission system, the LP filter coefficients  $a_i$  are quantized with a vector quantizer (VQ) and the gain factor  $g$  described in section 3 is quantized with a scalar quantizer (Q). The quantizer codebook indices of these quantizers form the digital part of the transmission. For this part channel coding as described in section 4 is applied.

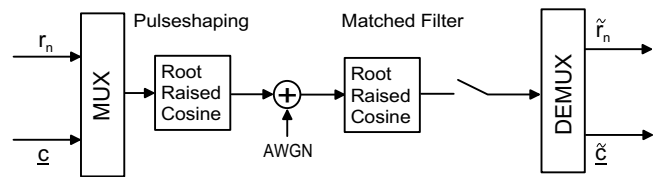


Figure 4: Mixed Pseudo Analogue-Digital Speech Transmission: Transmission.

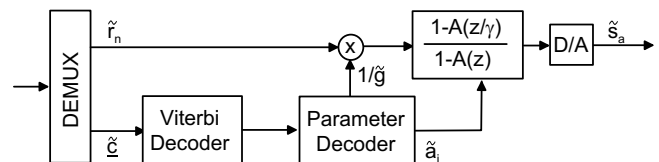


Figure 5: Mixed Pseudo Analogue-Digital Speech Transmission: Receiver.

We consider narrowband input speech (300 Hz ... 3.4 kHz audio bandwidth, 8 kHz sampling rate) and use routines from the narrowband Adaptive Multirate (AMR-NB) speech codec [9] mode 12.2 kbit/s. Two sets of LP filter coefficients of order 10 are calculated per 20 ms speechframe which are jointly quantized using split matrix quantization (SMQ) with the original AMR-NB quantization codebooks [9]. The codebook index from AMR-NB requires 38 bit per 20 ms speechframe.

Wideband input speech (70 Hz .. 7 kHz audio bandwidth, 16 kHz sampling frequency) requires an LP filter of order 16. One set of LP filter coefficients is calculated every 20 ms

speechframe which is quantized using a combination of split vector quantization (SVQ) and multi-stage vector quantization (MSVQ) with the original wideband Adaptive Multirate (AMR-WB) quantization codebooks [10]. The codebook index from AMR-WB requires 46 bit per 20 ms speechframe.

### 3. POWER EQUALIZATION

If different transmission systems are to be compared, the mean output power of the transmitters must be the same. Thus, for each 5 ms subframe of the residual signal  $r(k)$ , a gain  $g = \sqrt{1/\sum r(k)^2}$  is calculated. Multiplying  $r(k)$  by  $g$  in each subframe results in continuous-amplitude samples with an average power of 1, which is equivalent to the digital transmission of the symbols 1 and  $-1$  respectively. The gains  $g$  are quantized with a scalar 5-bit Lloyd-Max quantizer and transmitted together with the LP coefficients  $a_i$  (compare Figure 3). Gains  $g$  and LP coefficients  $a_i$  form the digital information of the MAD transmission scheme.

### 4. CHANNEL CODING FOR LPC AND GAINS

To secure the LP coefficients  $a_i$  and gains  $g$ , a rate 1/2 convolutional channel code [7] is applied. The polynomials have been chosen to

$$\begin{aligned} G_0 &= 1 + D^3 + D^4 \text{ and} \\ G_1 &= 1 + D + D^3 + D^4 \end{aligned}$$

to use the same channel code as the GSM system with full-rate speech coding [11], to which the new system will be compared in section 6. At the receiver side of both systems a hard-decision Viterbi decoder [7] is used in all cases. This decoder was chosen for reasons of complexity and comparability.

### 5. BASEBAND TRANSMISSION MODEL

The residual signal is not quantized; instead the time-discrete, continuous-amplitude samples are directly fed to the Root Raised Cosine filter in addition (time multiplex) to the digital data and transmitted over the AWGN channel. Thus, instead of quantization noise there is channel noise.

Transmission of analogue and digital parts is investigated in the baseband. To prevent inter-symbol interference, analogue and digital pulses are shaped with a Root Raised Cosine filter (roll-off factor  $\alpha = 0.5$ ). The required (two-sided) bandwidth [5] for the combined signal equals

$$B = B_a + B_d = (1 + \alpha) \cdot (R_a + R_d) = 1.5(R_a + R_d)$$

with  $R_a$  the analogue sample rate and  $R_d$  the digital bit rate.

### 6. COMPARISON TO NARROWBAND AMR

To evaluate the new coding scheme, it was compared to the GSM Adaptive Multirate (AMR-NB) codec [9] mode 12.2 kbit/s (GSM Enhanced Fullrate) operating at 22.8 kbit/s including channel coding [11]. The AMR-NB bitstream was fed to the same pulse shaping filter and AWGN channel as described above. In addition to the convolutional code, no further error concealment was used in both cases. The required bandwidth of the AMR-NB speech codec is

$$B_{AMR_{NB}} = 1.5 \cdot 22.8 \text{ kbit/s} = 34.2 \text{ kHz.}$$

The black solid line in Figure 6 shows the measured wideband PESQ values (Perceptual Estimation of Speech Quality [12]) for different  $E_b/N_0$ . Wideband PESQ has been chosen to be able to compare the AMR-NB to both narrowband and wideband MAD transmission. The original wideband speech signal scores 4.5 on that scale, the narrowband reference signal is a low-pass filtered version of the wideband signal, scoring 3.14. With errorfree transmission the digital narrowband AMR-NB speech codec scores 2.26.

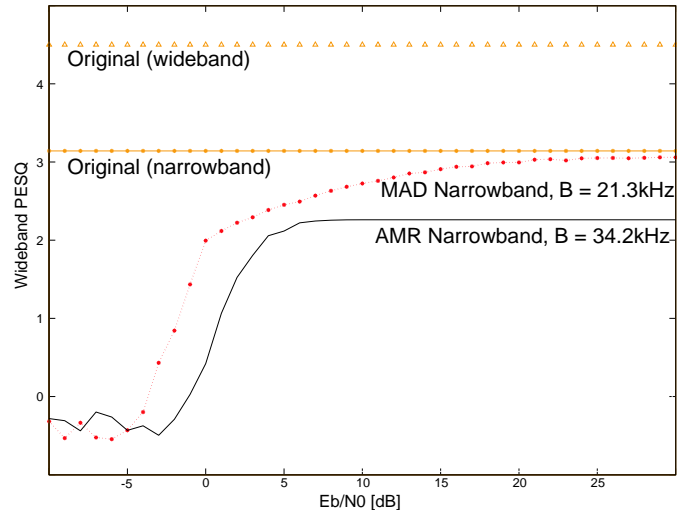


Figure 6: Comparison of AMR-NB coding and narrowband MAD coding.

Narrowband MAD transmission needs 38 bit/20 ms to quantize the LP coefficients of order 10 with modules from the AMR-NB narrowband speech codec, 20 bit/20 ms for the gains (4 subframes times 5 bit), and 4 bit/20 ms for termination of the convolutional code, adding up to

$$R_{d_{NB}} = (38 + 20 + 4) \frac{\text{bit}}{\text{frame}} \cdot 50 \frac{\text{frames}}{\text{s}} \cdot 2 = 6.2 \text{ kbit/s}$$

after channel coding. With the sampling rate  $f_{s_{NB}} = 8000$  Hz the bandwidth used for the residual signal equals

$$B_{a_{NB}} = 1.5 \cdot f_{s_{NB}} = 12 \text{ kHz}$$

and the bandwidth needed for the digital part equals

$$B_{d_{NB}} = 1.5 \cdot R_{d_{NB}} = 9.3 \text{ kHz.}$$

Thus, a total bandwidth

$$B_{MAD_{NB}} = B_{a_{NB}} + B_{d_{NB}} = 12 \text{ kHz} + 9.3 \text{ kHz} = 21.3 \text{ kHz}$$

is used. The line with stars in Figure 6 shows the measured wideband PESQ values of narrowband MAD transmission for different  $E_b/N_0$  (normalized to the 22.8 kHz scale). It may be noted that besides a reduction in bandwidth of about 38%, the MAD transmission scheme has also significantly reduced requirements for computational power compared to a Code Excited Linear Prediction (CELP) scheme as used in the AMR-NB speech codec, due to the complete

absence of open loop pitch, adaptive, and stochastic codebook search. Using MAD transmission, the speech quality rises with improving channel conditions until truly transparent speech transmission is reached. With falling  $E_b/N_0$ , MAD degrades gracefully up to the point when the digital information is corrupted and wrong LP indices are decoded. This threshold effect, however, starts at lower  $E_b/N_0$  than with the digital system.

## 7. WIDEBAND CODING

If wideband speech (7 kHz audio bandwidth, 16 kHz sampling frequency) is available at the transmitter side, the MAD transmission scheme allows for wideband coding with no additional computational requirements compared to narrowband MAD transmission, despite those caused by the increased sampling rate and LP filter order. The transmission bandwidth also remains well in the same region as the bandwidth required for narrowband AMR-NB transmission.

Wideband MAD transmission differs from narrowband MAD transmission only with respect to the input sample rate of the speech signal and linear prediction order. Quantization of the LP coefficients of order 16 is carried out with modules from the AMR-WB wideband speech codec [10]. Wideband transmission requires 46 bit/20 ms for the LP coefficients. Thus, we get

$$R_{d\_WB} = (46 + 20 + 4) \frac{\text{bit}}{\text{frame}} \cdot 50 \frac{\text{frames}}{\text{s}} \cdot 2 = 7 \text{ kbit/s}$$

after channel coding. With this and a sampling frequency  $f_{s\_WB} = 16000 \text{ Hz}$ , the bandwidth used for the analogue residual becomes

$$B_{a\_WB} = 1.5 \cdot f_{s\_WB} = 24 \text{ kHz}$$

and the bandwidth needed for the digital part is

$$B_{d\_WB} = 1.5 \cdot R_{d\_WB} = 10.5 \text{ kHz.}$$

We can finally obtain the total bandwidth

$$B_{MAD\_WB} = B_{a\_WB} + B_{d\_WB} = (24 + 10.5) \text{ kHz} = 34.5 \text{ kHz.}$$

The upper line with stars in Figure 7 corresponds to wideband MAD transmission and shows the impressive gain in speech quality using true wideband coding. The computational complexity of wideband MAD transmission differs only with respect to the sampling frequency from that of narrowband MAD. It is still substantially below that of a narrowband CELP codec. To give another reference, the maximum speech quality of the AMR-WB wideband speech codec mode 23.05 kbit/s is shown. This speech codec scores 3.59 for the test signals.

## 8. CONCLUSION

A new principle, Mixed Pseudo Analogue-Digital Speech Transmission, has been proposed that combines the advantages of robust digital transmission of parameters and bandwidth-efficient transmission of pseudo analogue samples of a prediction residual. The new scheme allows high quality transmission of speech signals, yielding almost transparent quality for good channels. With weaker channels the speech quality degrades gracefully. This new scheme uses

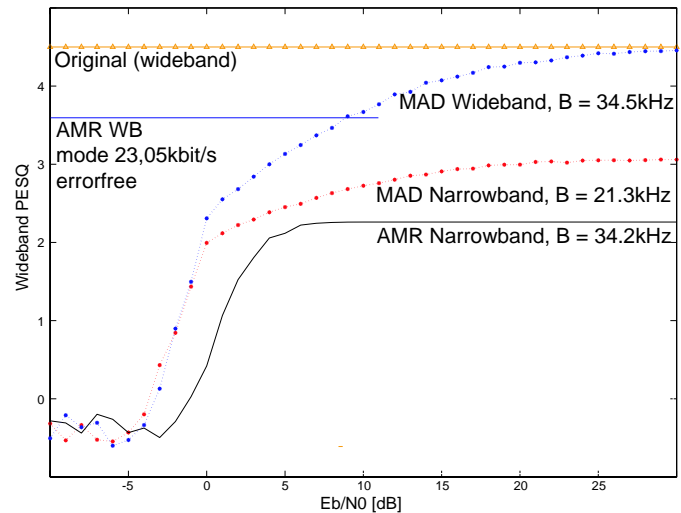


Figure 7: Comparison of AMR-NB and MAD coding.

significantly smaller bandwidth and computational power in comparison to purely digital schemes. Thus it is well suited e.g. for AWGN channels and bandwidth critical applications. The general MAD scheme does not require any prior knowledge of the channel.

## REFERENCES

- [1] M.Skoglund, N.Phamdo, F.Alajaji, "VQ-Based Hybrid Digital-Analog Joint Source-Channel Coding, *Proc. IEEE Int. Symp. Information Theory*, Sorrento, Italy, p403, June 2000.
- [2] M.Skoglund, N.Phamdo, F.Alajaji, "Design and Performance of VQ-Based Hybrid Digital-Analog Joint Source-Channel Codes, *IEEE Transactions on Information Theory*, vol. 48, no. 3, pp.708-720, March 2002.
- [3] J.G. Proakis, *Digital Communications*, McGraw-Hill, 2001.
- [4] P.Vary, R.Martin, *Digital Speech Transmission - Enhancement, Coding and Error Concealment*, Wiley, 2006.
- [5] S. Haykin, *An Introduction to Analog and Digital Communications*, Wiley, 1989.
- [6] Jayant, Noll, *Digital Coding of Waveforms: Principles and Applications to Speech and Video*, Prentice Hall, 1984.
- [7] B. Sklar, *Digital Communications*, Pearson, 2001.
- [8] ETSI Rec. GSM 06.10, *GSM Full Rate Speech Transcoding*, 1988.
- [9] ITU-T 26.090, *Adaptive Multi-Rate (AMR) speech Codec*.
- [10] ITU-T 26.190, *Adaptive Multi-Rate - Wideband (AMR-WB) speech codec*.
- [11] ETS 300575, *GSM (Phase 2); Channel Coding GSM 05.03*.
- [12] ITU-T P.862, *Perceptual Evaluation of Speech Quality*.